

## NAPCO SECURITY LIMITED WARRANTY

NAPCO SECURITY Systems, Inc. (NAPCO) warrants its products to be free from manufacturing defects in materials and workmanship for twelve months following the date of manufacture. NAPCO will, within said period, at its option, repair or replace any product failing to operate, without charge to the original purchaser or user.

In case of defect, contact the security professional or locksmith who installed and maintains your security system. In order to exercise the warranty, the product must be returned by the security professional or locksmith, shipping costs prepaid and insured to NAPCO. After repair or replacement, NAPCO assumes the cost of returning products under warranty. NAPCO shall have no obligation under this warranty, or otherwise, if the product has been repaired by others, improperly installed, improperly used, abused, altered, damaged, subjected to accident, nuisance, flood, fire or acts of God, or on which any serial numbers have been altered, defaced or removed. NAPCO will not be responsible for any dismantling, reassembly or reinstallation charges.

THERE ARE NO WARRANTIES, EXPRESS OR IMPLIED, WHICH EXTEND BEYOND THE DESCRIPTION ON THE FACE THEREOF. THERE IS NO EXPRESS OR IMPLIED WARRANTY OF MERCHANTABILITY OR A WARRANTY OF FITNESS FOR A PARTICULAR PURPOSE. ADDITIONALLY, THIS WARRANTY IS IN LIEU OF ALL OTHER OBLIGATIONS OR LIABILITIES ON THE PART OF NAPCO.

Any action for breach of warranty, including but not limited to any implied warranty or merchant ability, must be brought within the six months following the end of the warranty period. IN NO CASE SHALL NAPCO BE LIABLE TO ANYONE FOR ANY CONSEQUENTIAL OR INCIDENTAL DAMAGES FOR BREACH OF THIS OR ANY OTHER WARRANTY, EXPRESS OR IMPLIED, EVEN IF THE LOSS OR DAMAGE IS CAUSED BY THE SELLER'S OWN NEGLIGENCE OR FAULT.

This warranty contains the entire warranty. It is the sole warranty and any prior agreements or representations, whether oral or written, are either merged herein or are expressly canceled. NAPCO neither assumes, nor authorizes any other person purporting to act on its behalf to modify, to change, or to assume for it, any other warranty or liability concerning its products.

In no event shall NAPCO be liable for an amount in excess of NAPCO's original selling price of the product, for the loss or damage, whether direct, indirect, incidental, consequential, or otherwise arising out of any failure of the product. Seller's warranty, as herein above set forth, shall not be enlarged, diminished or affected by, and no obligation or liability shall arise or grow out of, Seller's rendering of technical advice or service in connection with Buyer's order of the goods furnished thereunder.

**NAPCO RECOMMENDS THAT THE ENTIRE SYSTEM BE COMPLETELY TESTED WEEKLY.**

**WARNING:** Despite frequent testing, and due to, but not limited to, any or all of the following: criminal tampering, electrical or communications disruption, it is possible for the system to fail to perform as expected. NAPCO does not represent that the product/system may not be compromised or circumvented; or that the product or system will prevent any personal injury or property loss by burglary, robbery, fire or otherwise; nor that the product or system will in all cases provide adequate warning or protection. A properly installed and maintained alarm or lock may only reduce risk of burglary, robbery, fire or otherwise but it is not insurance or a guarantee that these events will not occur. CONSEQUENTLY, SELLER SHALL HAVE NO LIABILITY FOR ANY PERSONAL INJURY, PROPERTY DAMAGE, OR OTHER LOSS BASED ON A CLAIM THE PRODUCT FAILED TO GIVE WARNING. Therefore, the installer should in turn advise the consumer, and the consumer is hereby advised, to take any and all precautions for his or her safety including but not limited to, fleeing the premises and calling police or fire department, in order to mitigate the possibilities of harm and/or damage.

NAPCO is not an insurer of either the property or safety of the user's family or employees, and limits its liability for any loss or damage including incidental or consequential damages to NAPCO's original selling price of the product regardless of the cause of such loss or damage.

Some states do not allow limitations on how long an implied Warranty lasts or do not allow the exclusion or limitation of incidental or consequential damages, or differentiate in their treatment of limitations of liability for ordinary or gross negligence, so the above limitations or exclusions may not apply to you. This Warranty gives you specific legal rights and you may also have other rights which vary from state to state.




**NAPCO Security Systems, Inc.**  
333 Bayview Avenue  
Amityville, New York 11701



## EVA User's Guide

### Electronic Voice Annunciator Module



### Description

Napco's EVA is an Electronic Voice Annunciator interface that is designed to increase the user friendliness of the Gemini Series Panels. It does so by providing you with easy to understand voice message prompts. The voice prompts do not replace the keypad displays, but help you to understand it better. EVA identifies Fire Alarms, Burglary Alarms, Day Zone Troubles, System Troubles and Chime Zone Activations.

**CAUTION: EVA is not designed to replace the keypad. Viewing the keypad is still required to obtain all available system information. Some advanced system features will not be annunciated by EVA.**

### FEATURES

- *Voice annunciation of most keypad commands*
- *Helps you better understand the keypad by providing easy and understandable voice messages*
- *4 simple commands (Voice On/Off and Volume Higher/Lower) entered at the keypad*

## Operation and testing

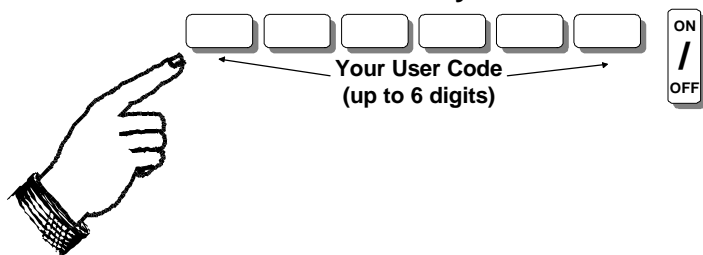
1. **Turn on (arm) your alarm system.** EVA will respond with the following message:

*"Arming, please leave in 60 seconds" (if armed successfully)  
"Arming in 10 seconds" (10 seconds before exit time expires)  
"System Armed" (exit time has expired)*

2. **Turn off (disarm) the system.** EVA will respond with the following message:

*"System Disarmed. Thank you." (disarmed)*

### Turn On/Off Alarm System:



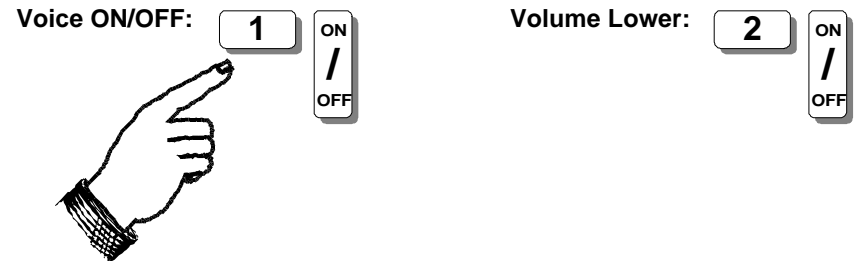
If EVA does not respond, call your security professional for service.

## eva commands

EVA is easy to use. It has only 4 commands, which are *entered at the keypad*: Voice ON, Voice OFF, Volume Higher and Volume Lower.



**NOTE: Ask your installer to indicate which keypad controls EVA.**

EVA has 4 volume levels. Three of these levels can be controlled by you for non-emergency conditions such as entry time, exit time, chime, arming and disarming. However, during alarms or system troubles, EVA will automatically announce using the loudest level and during alarms only it will change to a "male voice" annunciation. The following commands can only be entered at the associated keypad (indicated by your installer):



Silence EVA: **RESET**

Pressing RESET will silence any current EVA message or alarm and trouble condition.



**NOTE: The key port on the bottom will be lit when EVA has "Voice On" and will turn off when EVA has "Voice Off".**

## error messages

If EVA does not respond to any of the above commands, call your security professional for service.

For any other error messages, observe the keypad display and consult your Keypad Operating Guide.